



Looking Back — While Moving Forward

The Washington State Address Confidentiality Program was the first of its kind and started in 1991. Washington ACP has been around for 31 years.

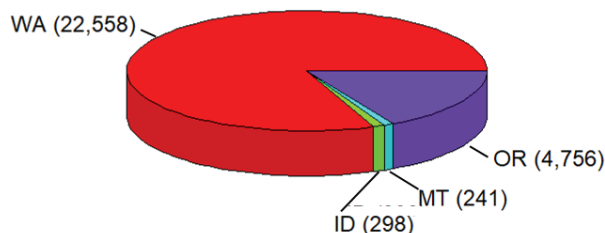
ACP was created after a woman told her legislator that she could no longer vote for them because her abuser found her through her public voting records.

While her legislator understood that public access to governmental records was an important part of a democratic society, there had to be a way to keep perpetrators from using the records to harm their victims. The solution was ACP — provide a substitute address to use in place of the victim's actual address on records that can be shared or requested by the public. Only one agency, the Secretary of State, would have the actual address, and would share it only in rare situations.

Today, ACP has expanded eligibility beyond domestic violence survivors. Survivors of harassment, sexual assault, stalking, and trafficking are also eligible. Now 40 states and territories have passed similar ACP laws.

The bar graph (below) provides the total number of people who have been enrolled in ACP by state. The pie chart (upper right) compares the total number of ACP participants served in the Pacific Northwest.

Total Participation PNW

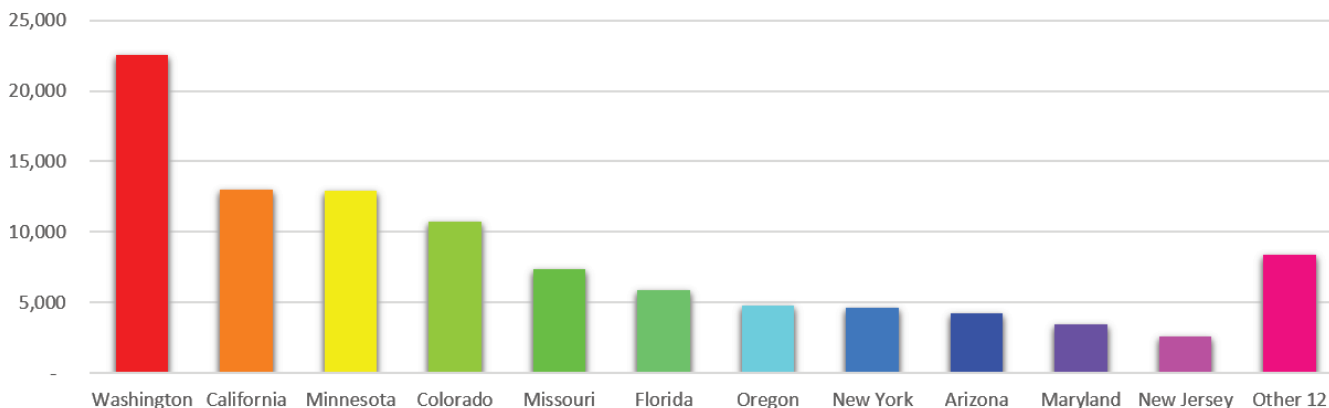


If you are moving and you want to see if the state you are moving to has an Address Confidentiality Program, also called Safe at Home, we suggest that you “Google” the state and “Address Confidentiality Program” or “Safe at Home”. You should be able to see if a program exists for that state in the search results.

You may also want to take a look at the **National Network to End Domestic Violence (NNEDV)** website:

https://nnedv.org/resources-library/h_address_voter_protection/

Total Participants Served



School Verification Letter

If your children's school requests a verification letter in addition to their ACP card, call our office.

If the school calls our office, we will verify that you are enrolled in the ACP. We will then search for the schools assigned to your address using the school finder tool at the district website. ACP will send the verification letter directly to you, and you are to present it to the school. The school cannot copy or keep the letter in their files. The letter is only used to verify your school district.

If you are applying to a school that requires an application and attendance is drawn through a lottery process, you will need to apply and follow the school's application process.

Please see pages 20 and 22 of the ACP Key Information handbook for more information. If you need another handbook, please contact our office.

Register to Vote

As a participant of ACP you have the opportunity to register to vote confidentially to keep your address out of public record.

If you aren't already a Protected Records Voter (PRV), it's easy to become one. Call us and we will send you the form, or go to your local elections office with your ID and your ACP authorization card and sign up in person.

You can find your county contact information online at:

<https://www.sos.wa.gov/elections>

Important 2022 Election Dates

| | |
|------------------|------------|
| February Special | February 8 |
| April Special | April 26 |
| Primary | August 2 |
| General Election | November 8 |

Deposit your ballot in an official drop box by 8 p.m. on election day.

State Agency Compliance



ACP homepage navigation bar

The ACP has been getting calls asking for more information about who is required to take the ACP substitute address.

If you are working with an agency and they ask questions or need more information about the ACP, please refer them to our website located at:

<https://www.sos.wa.gov/acp/>

The compliance tab has information for banks, government agencies, schools, and private businesses. Only state and local government agencies are required to use the ACP address if you request it. However, you can always ask a federal government agency or private business; they may choose to accept it if they know more.

If an entity cannot or will not accept your ACP address, you may want to ask how your address information is going to be shared and request a copy of their privacy policies to refer to for questions.

Our website also has a Frequently Asked Questions tab with a sample image of the ACP Authorization card for reference.

2022 State Holidays (mail will not be forwarded)

| | |
|----------------------------|---------|
| Martin Luther King Jr. Day | Jan 17 |
| Washington's Birthday | Feb 21 |
| Memorial Day | May 30 |
| Juneteenth | June 20 |
| Independence Day | July 4 |
| Labor Day | Sep 5 |
| Veterans Day | Nov 11 |
| Thanksgiving | Nov 24 |
| Christmas Day | Dec 26 |


Do you need to make an update to your file?

If you need to make a change to your file with ACP, please use the Change of Information Form at our website at: <https://www.sos.wa.gov/acp> under **Participants > Forms > Change of Information Form**

In addition to updating your residential or mailing address, you can add a new phone number or email. You can also add or remove household members. This form can also be used to update your name, with the supporting legal documents.

You can do all of the above on one page!

Call us if you have questions about which legal documents you need.



The image shows a 'Change of Information' form for the Address Confidentiality Program (ACP). The form is titled 'Change of Information' and 'Return Form to ACP:'. It has two columns: 'By Mail' and 'By Fax'. The 'By Mail' column lists the address: 'Address Confidentiality Program, PO Box 257, Olympia, WA 98507-0257'. The 'By Fax' column lists the phone number: '360-586-4388'. Below this, there is a section for 'PMB Number (Required):' with a blank box. The next section is 'I'm using this form to update (please mark as applicable):'. It has two columns: 'New Residential Address' and 'New Phone Number or Email'. Below that, there are sections for 'New Mailing Address' and 'New Legal Name (documentation required: e.g. court order, dissolution paperwork)'. The 'New Legal Name' section has a sub-section for 'Other (please explain):'. The next section is 'Current/Former Name (required)' and 'New Legal Name (if applies)'. Below that, there are sections for 'New Actual Residential Address', 'New Mailing Address', and 'New Phone Number'. The 'New Actual Residential Address' section has sub-sections for 'City', 'State', and 'Zip Code'. The 'New Mailing Address' section has sub-sections for 'City', 'State', and 'Zip Code'. The 'New Phone Number' section has a sub-section for 'New E-mail Address'. The next section is 'Household Member Change(s): Add or Remove Dependents under 18 *Adults 18 and over please call ACP at 360-753-2972'. Below this, there is a table with columns for 'Dependent Name', 'Add or Remove', and 'Date of Birth'. The 'Add or Remove' column has checkboxes for 'Add' and 'Remove'. The 'Date of Birth' column has a blank space. Below the table, there is a section for 'Signature:' and 'Date:'. The form is dated 'Revision 10/2021'.

Change of Information Form

Useful Resources — check these out!

Affordable Connectivity Program

The ACP has been receiving calls about the “ACP that helps with the Internet”. Washington state’s Address Confidentiality Program is not affiliated with the Affordable Connectivity Program, which helps with internet costs. It may not recognize the Address Confidentiality Program substitute mailing address because it is a federal program, but it does not hurt to ask.

If you feel you may benefit from this program, visit the website at: <https://www.fcc.gov/acp> or call the Affordable Connectivity Program Support Center at 877-384-2575.

Technology Safety Tips

The National Network to End Domestic Violence (NNEDV) has a useful resource library on their website at: <https://www.techsafety.org/resources/>. The Survivor Toolkit has safety tips and privacy strategies for when using technology and other resources that may assist with cyber-security.

LexisNexis Opt-Out Form

Your personal data is valuable to marketers, which is why so many companies have details about you, all of which can be used to find where you live and work. If you’ve consistently used your ACP address on all records, there may be little information available other than your ACP address. The good news is that it’s possible to get yourself removed from these databases. The bad news is it takes time and effort.

One example is LexisNexis. This is a legal information database that collects information from public records and shares it with others. When you buy a home, get married, or register a business, that information can show up in public documents and in a LexisNexis file. LexisNexis has an Opt-Out option. To find out more about what to opt-out means, and how to fill out the form, go to: <https://optout.lexisnexis.com/>

Call us with questions at (360) 753-2972 or 1 (800) 822-1065.